

# **BLAST-OFF**

## **FROM ROW-LOFF**

A PERCUSSION SERIES FOR GRADES 1 & 2

# **Bucket Worx**

**by Chris Crockarell & Chris Brooks**

**A Collection of 4 Ensembles for 5 Gallon Plastic Buckets**

**Grades I & II / 2 parts**

### **Plastik Surgery**

5 Gallon Plastic Buckets

### **Pails In Comparison**

5 Gallon Plastic Buckets

### **Bucket Stomp**

5 Gallon Plastic Buckets

### **Buckethead**

5 Gallon Plastic Buckets

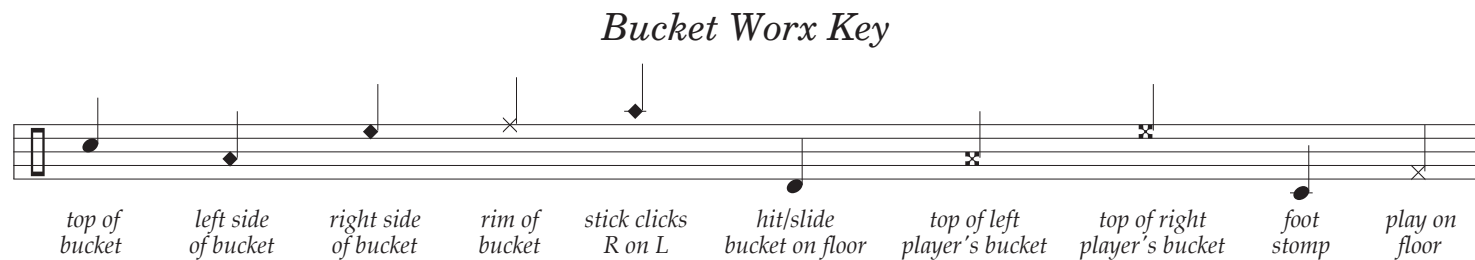
"PAILS IN COMPARISON" & "BUCKET STOMP" by Chris Crockarell © 2015 by Row-Loff Productions  
International Copyright Secured All Rights Reserved

"PLASTIK SURGERY" & "BUCKETHEAD" by Chris Brooks © 2015 by Row-Loff Productions  
International Copyright Secured All Rights Reserved

# Bucket Worx Performance Notes

**Set-Up** - Set your buckets upside down in a straight line on a wooden or non-carpeted floor, facing the audience, at a distance that is comfortable for each player to play on their neighbor's bucket (right & left). There are sections that require striking the floor with sticks and buckets, so great care should be taken not to damage the floor. If necessary, place plywood down for the performance. You'll need one extra bucket placed on the far left & right to be used by the "end" players. Perform the ensembles using sticks.

**Notes** - During any sections where players are striking each others buckets, take care not to bust any knuckles. These ensembles should be performed with a minimum of four players. As there are only two parts throughout the ensembles, keep the total number of players at an even amount (4,6,8, etc...). As you add two players, you'll obviously need to add to your bucket inventory by two. View the short video tutorial of *Bucket Worx* on the Bucket Worx page at [www.rowloff.com](http://www.rowloff.com). **ENJOY!**



## **Plastik Surgery / 1:38 ..... 4**

*Plastik Surgery* is a fun Grade I ensemble that uses all playing areas of the bucket (center, rim, sides) and stick clicks. Although it's an easy all 1/8th note ensemble, there are some simple syncopations between the parts that keep it interesting. Shoot for the faster tempo marking (136), but rehearse it slowly and don't go too fast until your players are consistent and rhythmically accurate at a slower tempo.

## **Pails In Comparison / 1:19 ..... 7**

*Pails In Comparison* is a Grade II, 12/8 ensemble that introduces beginning rhythmic figures for that time signature. In this ensemble the players should be set up as alternating parts, 1, 2, 1, 2, etc... Work for a smooth balance, both audio & visual, between the two parts, especially in the "call and answer" sections. In bar 30, the players should lift/snap their sticks to face level, stick beads pointed straight upward, for maximum visual effect.

## **Bucket Stomp / 1:39 .....10**

*Bucket Stomp* is a Grade II ensemble that incorporates slamming and scraping the bucket on the floor. (See the video tutorial for more info.) The bucket 1 players should enter from one side of the stage playing, and then the bucket 2 players enter on the opposite side. You may repeat the first two bars as many times as needed before the players get set in a kneeling position to begin their "bucket stomps" in bar 3. In this ensemble the bucket 1's are on one side and bucket 2's on the other.

## **Buckethead / 2:03 .....13**

*Buckethead* is a fun Grade II ensemble that begins with a Harley-esque rumble. Letter **C** opens the piece up with an ostinato pattern from the entire ensemble as a bed for ab lib solos from every player. After the solos, it incorporates playing on adjacent buckets for a visual flair. There are also foot stomps throughout the ensemble that should be performed with a lot of energy. As well, have the performers wear shoes (hard soles, not sneakers) that create a good, solid sound when they stomp.

# Plastik Surgery

by Chris Brooks

♩ = 120-136

*rim top*

*f* *right side* *2nd time only*

*f* *left side*

*p* *right side* *left side*

*fp* *ff*

**A**

*mf* *2nd time only*

*mf*

*f* *top*

*f* *rim*

L R L R

L R L R

"PLASTIK SURGERY" by Chris Brooks © 2015 by Row-Loff Productions  
International Copyright Secured All Rights Reserved

# Pails In Comparison

by Chris Crockarell

♩ = 120-126

*rim*

**Bucket 1**

**mf**

**Bucket 2**

*sides of bucket*

**mf**

*top of bucket*

**Bucket 1**

**mf**

*top of bucket*

*rim*

**Bucket 2**

*stick click at face level*

*top of left bucket*

*stick click at face level*

**Bucket 1**

**f**

*play on the floor*

**Bucket 2**

**f**

*play on the floor*

**A**

**Bucket 1**

*sides of bucket as close to body as possible*

**Bucket 2**

**p**

**p**

**by Chris Crockarell**

**♩ = 116-120**

### *Play 4x's*

The musical score consists of two staves, Bucket 1 and Bucket 2, each with a double bar line at the beginning and end of the piece. The notation includes notes, rests, and dynamic markings. Bucket 1 starts with a *mf* dynamic and features a *slide bucket on floor left to right* instruction. Bucket 2 also starts with a *mf* dynamic and features a *slide bucket on floor left to right* instruction. Both staves have a *right to left on floor* instruction. The score is divided into three measures by double bar lines. The first measure of each staff has a *mf* dynamic. The second measure of each staff has a *mf* dynamic. The third measure of each staff has a *mf* dynamic. The score is divided into three measures by double bar lines. The first measure of each staff has a *mf* dynamic. The second measure of each staff has a *mf* dynamic. The third measure of each staff has a *mf* dynamic.

The musical score consists of two staves, Bucket 1 and Bucket 2, with measures 9 through 12. Bucket 1 starts with a *mf* dynamic and a half note F. In measure 10, it has a half note R and a half note L, with a *f* dynamic. In measure 11, it has a half note R and a half note L, with a *f* dynamic. In measure 12, it has a half note R and a half note L, with a *f* dynamic. Bucket 2 starts with a *mf* dynamic and a half note F. In measure 10, it has a half note R and a half note L, with a *f* dynamic. In measure 11, it has a half note R and a half note L, with a *f* dynamic. In measure 12, it has a half note R and a half note L, with a *f* dynamic. The score includes various annotations such as "w/ sticks", "stick click R on L", "top of right bucket", and "sides of bucket".

*sides of bucket*

*Bucket 1*

13 14 15 16

*p*

*top of right bucket*

*f*

*Bucket 2*

R L R L R L R L R L R L R L

*f*

*p*

"BUCKET STOMP" by Chris Crockarell © 2015 by Row-Loff Productions

# Buckethead

by Chris Brooks

♩ = 120-136

*top*

Bucket 1



R L R L cont. . .

**f**

*top*

♩ foot stomp / 2nd time only

♩ foot stomp / 2nd time only

Bucket 2



R L R L cont. . .

**f**

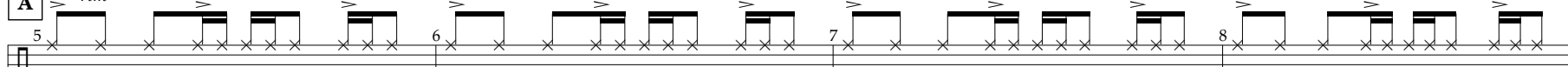
♩ foot stomp / 2nd time only

♩ foot stomp / 2nd time only

**A**

*rim*

Bucket 1




R R R R L R L R R L R

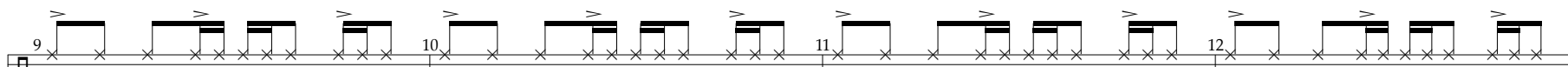
**mf**

*simile*

Bucket 2



Bucket 1




Bucket 2



**mf**

*left side*

Bucket 1



**f**

B


**p**

*left side*

**f**

B

Bucket 2



**f**

B

**p**

*left side*

**f**

B